


# Current Alarm Module H2CM



## Characteristics

- Load circuit 1~ 48..530 V AC
- Load current 1..80 A max.
- 2-port isolation
- Drive circuit 3..28 V DC, bistable
- DIN rail mounting TS35

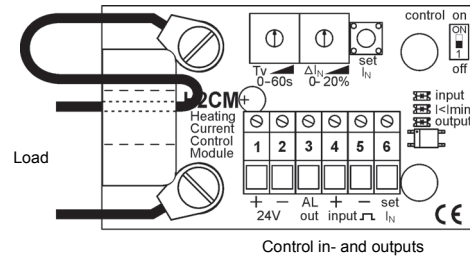
## Applications

H2CM-modules are used for quality supervision in production of plastic parts in injection molding machines, thermoform-machines and even in the production of rubber parts. In temperature control circuits operating with solid state relays (SSR), the H2CM modules monitors the correct function of the installed heating elements in a molding tool by measuring the total heating current. Even the correct function of the SSR will be checked continuously.

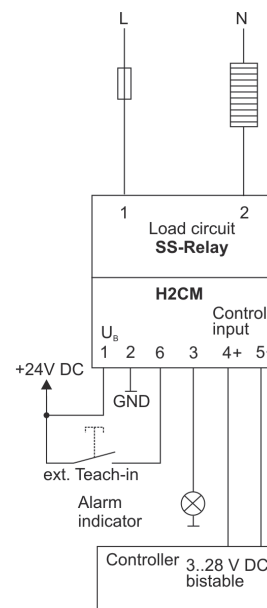
## Technical data

Supply voltage	: 10..30 V DC, max. 5 % ripple voltage
Current consumption	: < 20 mA (output with no load)
Operating temperature:	-10..+60 °C
CE-conformity	: EN 61326-1:2013 EN 60664-1:2007
Measuring range	: 1..80 A, 50/60 Hz
Alarm delay	: 0..60 s adjustable
Control input	: via opto coupler, Ri > 3.3 kΩ; off ≤ 1 V DC, on 3 ... 28 V DC
Teach-in input	: Ri > 20 kΩ; off ≤ 2 V DC, on 6..30 V DC
Alarm output	: PNP-transistor open collector, 50 mA max.(short circuit proof) via dip switch on/off selectable (including)
Terminal cover (Load)	: finger safe acc. to BGV A3
Connection (Control circuit)	: Screw terminal 1.5 mm² flexible or 2.5 mm² single wire
Mounting	: fits for SS-Relay, D-type
Dimensions	: 46 x 75 x 32 mm (W x L x H)

## Connection diagram



## Example



## Ordering code

H2CM -  1. -  2.

<b>1. Terminal connection</b> (part of delivery)fitting for SS-Relay	
US	US-thread 6-32 / 8-32
M3 / M4	DIN thread M3 / M4
M3 / M5	DIN thread M3 / M5
<b>2. Options</b>	
00	without options

Accessories:  
SSRelay and Heat-sinks see page Fehler: Verweis nicht gefunden